# SCHEDULE:

| MAIN FLOOR PLUMBING FIXTURES | | | |
|---|---|---|---|
| NUMBER | QTY | DESCRIPTION | COMMENTS |
| P01 | 1 | 42" OPEN FRONT (42W) | |
| P02 | 1 | K-T97328-4 PURIST FREESTANDING BATH FILLER | |
| P03 | 2 | SHOWER HEAD | |
| P04 | 1 | SINK (KITCHEN) | |
| P05 | 3 | SINK (SQUARE) (2D) | |
| P06 | 2 | TOILET (ELONGATED) | |
| P07 | 1 | TUB (FREESTANDING) | |
| P08 | 1 | TUB (STANDARD) (60W) | |
| P09 | 1 | WASHER | |

| MAIN FLOOR APPLIANCE SCHEDULE | | | |
|---|---|---|---|
| NUMBER | QTY | DESCRIPTION | COMMENTS |
| A01 | 1 | 42" OPEN FRONT (42W) | |
| A02 | 1 | DISHWASHER | |
| A03 | 1 | DRYER | |
| A04 | 1 | GAS 5 BURNER RANGETOP (36W) | |
| A05 | 1 | REFRIGERATOR | |
| A06 | 1 | STANDARD DOUBLE OVEN | |
| A07 | 1 | WALL CANOPY HOOD | |

| MAIN FLOOR INTERIOR DOOR SCHEDULE | | | | |
|---|---|---|---|---|
| NUMBER | TYPE | QTY | SIZE | COMMENTS |
| D01 | DOUBLE HINGED | 1 | 4080 L/R IN | |
| D02 | DOUBLE HINGED | 1 | 5068 L/R IN | |
| D03 | HINGED | 1 | 2668 L IN | |
| D04 | HINGED | 4 | 2668 R IN | |
| D05 | HINGED | 1 | 3068 R IN | |
| D06 | SHOWER | 1 | 2668 R | |
| D07 | SLIDER | 1 | 6080 R IN | |

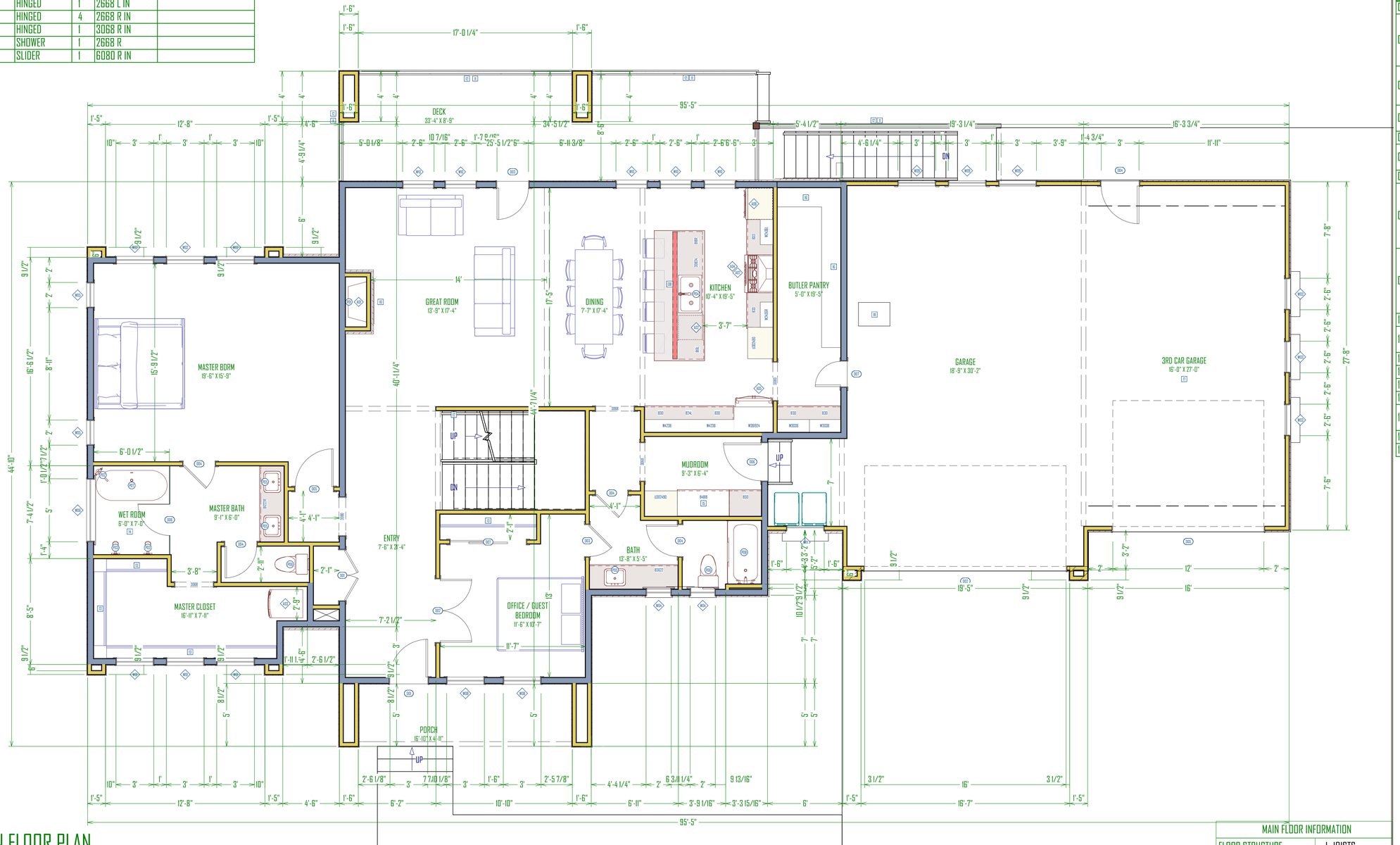


## MAIN FLOOR PLAN

SCALE: 1/4"=1'-0"

| MAIN FLOOR INFORMATION | |
|---|---|
| FLOOR STRUCTURE | I-JOISTS |
| JOIST DEPTH | 12" |
| WALL PLATE HEIGHT | 9'-0" |

# NOTES:

CONSTRUCTION NOTES

1. CONTRACTOR TO VERIFY ALL DIMENSIONS ACCORDING TO ANY EXISTING STRUCTURE.
2. CONTRACTOR TO ENGINEER ALL LUMBER SIZES ON SITE PRIOR TO CONSTRUCTION AND INSTALLATION USING THE REQUIREMENTS OF THE CURRENT IRC CODE. ANY SITUATION OF SPAN SIZE THAT IS NOT COVERED IN THE CURRENT IRC PLEASE CONSULT A PROFESSIONAL LICENSED ENGINEER.
3. CONTRACTOR TO VERIFY FINISHED GRADE HEIGHTS.
4. CONTRACTOR TO SET HEIGHT OF GARAGE FLOOR SLAB ACCORDING TO THE FINAL GRADE OF THE HOUSE.
5. CONTRACTOR TO ADJUST GARGE STAIRS TO HOUSE ON HEIGHT OF GARAGE SLAB.

| KEYNOTES | |
|---|---|
| # | DESCRIPTION |
| 01 | 200 AMP SERVICE |
| 02 | ALL DUCTS WITHIN THE MECHANICAL ROOM TO BE INSULATED. COMBUSTION AIR DUCT FROM THE MECHANICAL ROOM TO EXTERIOR SHALL BE FULLY INSULATED PER N1102.4.4 OF 2015 IRC. |
| 03 | COMBUSTION AIR REQUIRED FROM OUTSIDE OF ENVELOPE TO MECHANICAL EQUIPMENT AT A MIN. RATE OF 1 SQ INCH PER 3000 BTU/HR INPUT. |
| 04 | EXPANSION TANK LOCATED DIRECTLY ABOVE WATER HEATEE CONNECTED WITH SEISMIC STRAP |
| 05 | INSTALL PLUMBING FIXTURES AS SHOWN |
| 06 | MECHANICAL ROOM TO BE INSULATED WITH MIN. R15 AND A SEALED EXTERIOR TYPE DOOR. |
| 07 | PORCH CAP ABOVE |
| 08 | EXHAUST HOOD SYSTEMS CAPABLE OF EXHAUSTING IN EXCESS OF 399 CFM SHALL BE MECHANICALLY OR NATURALLY PROVIDED WITH MAKEUP-AIR AT A RATE APPROXIMATELY EQUAL TO THE EXHAUST AIR RATE. PER IRC 2015 |
| 09 | STANDARD WINDOW WELL: MIN. NET CLEAR OPENING OF 9 SQ. FT. WITH A MINIMUM DIMENSION OF 36 INCHES. A PERMANENT LADDER IS TO BE INSTALLED IN WINDOW WELLS DEEPER THAN 44 INCHES. |
| 10 | FIREPLACE |
| 11 | GUARDRAIL BALUSTER SPACING SHALL BE SO A 4" SPHERE CANNOT PASS THROUGH |
| 12 | RAILING |
| 13 | SHELF & ROD ABOVE |
| 14 | ZERO THRESHOLD SHOWER |
| 15 | SHOES-BENCH, HOOKS |
| 16 | STANDARD SPACE SAVING SHELVING (NO FACE FRAMING) |
| 17 | 12' CEILING IN 3RD CAR GARAGE |
| 18 | ATTIC ACCESS W/ FOLD-DOWN LADDER |


COPYRIGHT WARNING:
ALL SUBLIME DESIGN DRAWINGS ARE COPYRIGHTED AND PROTECTED UNDER TITLE 17 OF THE UNITED STATES CODE. NO PART OF THESE DRAWINGS MAY BE REPRODUCED OR TRANSMITTED IN ANY FORM OR BY ANY MEANS ELECTRONIC OR MECHANICAL, INCLUDING DRAWING, PHOTOCOPYING, RECORDING OR ANY INFORMATION STORAGE AND RETRIEVAL SYSTEM MADE KNOWN WITHOUT AUTHORIZATION OF SUBLIME DESIGN. THESE DRAWINGS CANNOT BE USED IN ANY MANNER TO CREATE NEW, MODIFIED, OR DERIVATIVE DRAWINGS WITHOUT THE WRITTEN AUTHORIZATION OF SUBLIME DESIGN. ANY VIOLATION TO THESE TERMS WILL BE ENFORCED AS MUCH AS ALLOWED BY LOCAL AND CRIMINAL PENALTIES AS PRESCRIBED BY LAW.


Sublime Design

THE FREYA
2645 N CENTER STREET,
LEHI, UTAH

UPDATED:
9/16/2026

SHEET TITLE:
MAIN FLOOR PLAN

SHEET NUMBER:
P-3

# SCHEDULE:

| 2ND FLOOR PLUMBING FIXTURES | | | |
|---|---|---|---|
| NUMBER | QTY | DESCRIPTION | COMMENTS |
| P01 | 2 | SINK (SQUARE) (20) | |
| P02 | 2 | TOILET (ELONGATED) | |
| P03 | 2 | TUB (STANDARD) (60W) | |
| P04 | 1 | WASHER | |

| 2ND FLOOR INTERIOR DOOR SCHEDULE | | | | |
|---|---|---|---|---|
| NUMBER | TYPE | QTY | SIZE | COMMENTS |
| D01 | BARN | 1 | 3068 R | |
| D02 | HINGED | 3 | 2668 L IN | |
| D03 | HINGED | 6 | 2668 R IN | |

| 2ND FLOOR APPLIANCE SCHEDULE | | | |
|---|---|---|---|
| NUMBER | QTY | DESCRIPTION | COMMENTS |
| A01 | 1 | DRYER | |

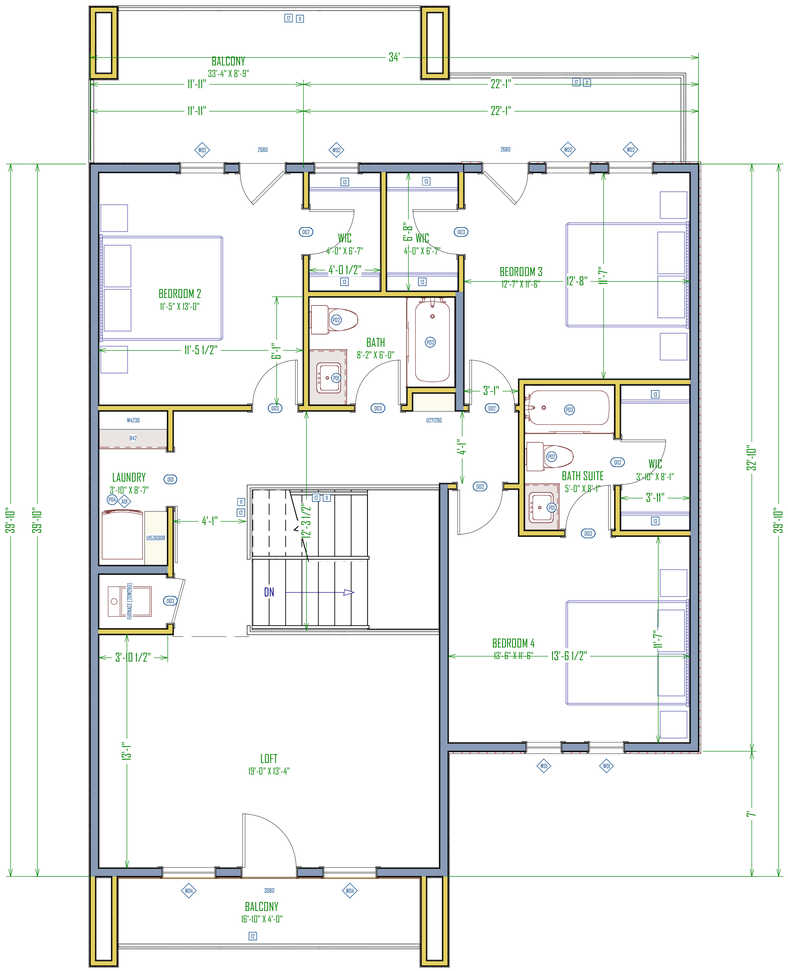


## 2ND FLOOR PLAN

SCALE: 1/4"=1'-0"

# NOTES:

CONSTRUCTION NOTES

1. CONTRACTOR TO VERIFY ALL DIMENSIONS ACCORDING TO ANY EXISTING STRUCTURE.
2. CONTRACTOR TO ENGINEER ALL LUMBER SIZES ON SITE PRIOR TO CONSTRUCTION AND INSTALLATION USING THE REQUIREMENTS OF THE CURRENT IRC CODE. ANY SITUATION OF SPAN SIZE THAT IS NOT COVERED IN THE CURRENT IRC PLEASE CONSULT A PROFESSIONAL LICENSED ENGINEER.
3. CONTRACTOR TO VERIFY FINISHED GRADE HEIGHTS.
4. CONTRACTOR TO SET HEIGHT OF GARAGE FLOOR SLAB ACCORDING TO THE FINAL GRADE OF THE HOUSE.
5. CONTRACTOR TO ADJUST GARGE STAIRS TO HOUSE ON HEIGHT OF GARAGE SLAB.

| KEYNOTES | |
|---|---|
| # | DESCRIPTION |
| 01 | 200 AMP SERVICE |
| 02 | ALL DUCTS WITHIN THE MECHANICAL ROOM TO BE INSULATED. COMBUSTION AIR DUCT FROM THE MECHANICAL ROOM TO EXTERIOR SHALL BE FULLY INSULATED PER N1102.4.4 OF 2015 IRC. |
| 03 | COMBUSTION AIR REQUIRED FROM OUTSIDE OF ENVELOPE TO MECHANICAL EQUIPMENT AT A MIN. RATE OF 1 SQ INCH PER 3000 BTU/HR INPUT. |
| 04 | EXPANSION TANK LOCATED DIRECTLY ABOVE WATER HEATEE CONNECTED WITH SEISMIC STRAP |
| 05 | INSTALL PLUMBING FIXTURES AS SHOWN |
| 06 | MECHANICAL ROOM TO BE INSULATED WITH MIN. R15 AND A SEALED EXTERIOR TYPE DOOR. |
| 07 | PORCH CAP ABOVE |
| 08 | EXHAUST HOOD SYSTEMS CAPABLE OF EXHAUSTING IN EXCESS OF 399 CFM SHALL BE MECHANICALLY OR NATURALLY PROVIDED WITH MAKEUP-AIR AT A RATE APPROXIMATELY EQUAL TO THE EXHAUST AIR RATE. PER IRC 2015 |
| 09 | STANDARD WINDOW WELL: MIN. NET CLEAR OPENING OF 9 SQ. FT. WITH A MINIMUM DIMENSION OF 36 INCHES. A PERMANENT LADDER IS TO BE INSTALLED IN WINDOW WELLS DEEPER THAN 44 INCHES. |
| 10 | FIREPLACE |
| 11 | GUARDRAIL BALUSTER SPACING SHALL BE SO A 4" SPHERE CANNOT PASS THROUGH |
| 12 | RAILING |
| 13 | SHELF & ROD ABOVE |
| 14 | ZERO THRESHOLD SHOWER |
| 15 | SHOES-BENCH, HOOKS |
| 16 | STANDARD SPACE SAVING SHELVING (NO FACE FRAMING) |
| 17 | 12' CEILING IN 3RD CAR GARAGE |
| 18 | ATTIC ACCESS W/ FOLD-DOWN LADDER |

| UPPER FLOOR INFORMATION | |
|---|---|
| FLOOR STRUCTURE | I-JOISTS |
| JOIST DEPTH | 12" |
| WALL PLATE HEIGHT | 9'-0" |

Sublime Design

COPYRIGHT WARNING:
ALL SUBLIME DESIGN DRAWINGS ARE COPYRIGHTED AND PROTECTED UNDER TITLE 17 OF THE UNITED STATES CODE. NO PART OF THESE DRAWINGS MAY BE REPRODUCED OR TRANSMITTED IN ANY FORM OR BY ANY MEANS ELECTRONIC OR MECHANICAL, INCLUDING DRAWING, PHOTOCOPYING, RECORDING OR ANY INFORMATION STORAGE AND RETRIEVAL SYSTEM MADE, USED WITHOUT AUTHORIZATION OF SUBLIME DESIGN. THESE DRAWINGS CANNOT BE USED IN ANY MANNER TO CREATE NEW, MODIFIED, OR DERIVATIVE DRAWINGS WITHOUT THE WRITTEN AUTHORIZATION OF SUBLIME DESIGN. ANY VIOLATION OF THESE TERMS WILL BE SUBJECT TO LEGAL AND CRIMINAL PENALTIES AS PRESCRIBED BY LAW.

THE FREYA

2645 N CENTER STREET,
LEHI, UTAH

UPDATED:
9/16/2026

SHEET TITLE:
2ND FLOOR PLAN

SHEET NUMBER:
P-4

# SCHEDULE:

| BASEMENT PLUMBING FIXTURES | | | |
|---|---|---|---|
| NUMBER | QTY | DESCRIPTION | COMMENTS |
| P01 | 4 | SINK (SQUARE) (20) | |
| P02 | 2 | TOILET (ELONGATED) | |
| P03 | 2 | TUB (STANDARD) (60W) | |
| P04 | 1 | WASHER | |

| BASEMENT APPLIANCE SCHEDULE | | | |
|---|---|---|---|
| NUMBER | QTY | DESCRIPTION | COMMENTS |
| A01 | 1 | DISHWASHER | |
| A02 | 1 | DRYER | |
| A03 | 1 | OTR MICROWAVE | |
| A04 | 1 | RANGE (ELECTRIC) | |
| A05 | 1 | REFRIGERATOR | |

| BASEMENT INTERIOR DOOR SCHEDULE | | | | |
|---|---|---|---|---|
| NUMBER | TYPE | QTY | SIZE | COMMENTS |
| D01 | DOUBLE HINGED | 4 | 4068 L/R IN | |
| D02 | HINGED | 1 | 2068 R IN | |
| D03 | HINGED | 2 | 2668 L IN | |
| D04 | HINGED | 3 | 2668 R IN | |
| D05 | HINGED | 4 | 3068 R IN | |

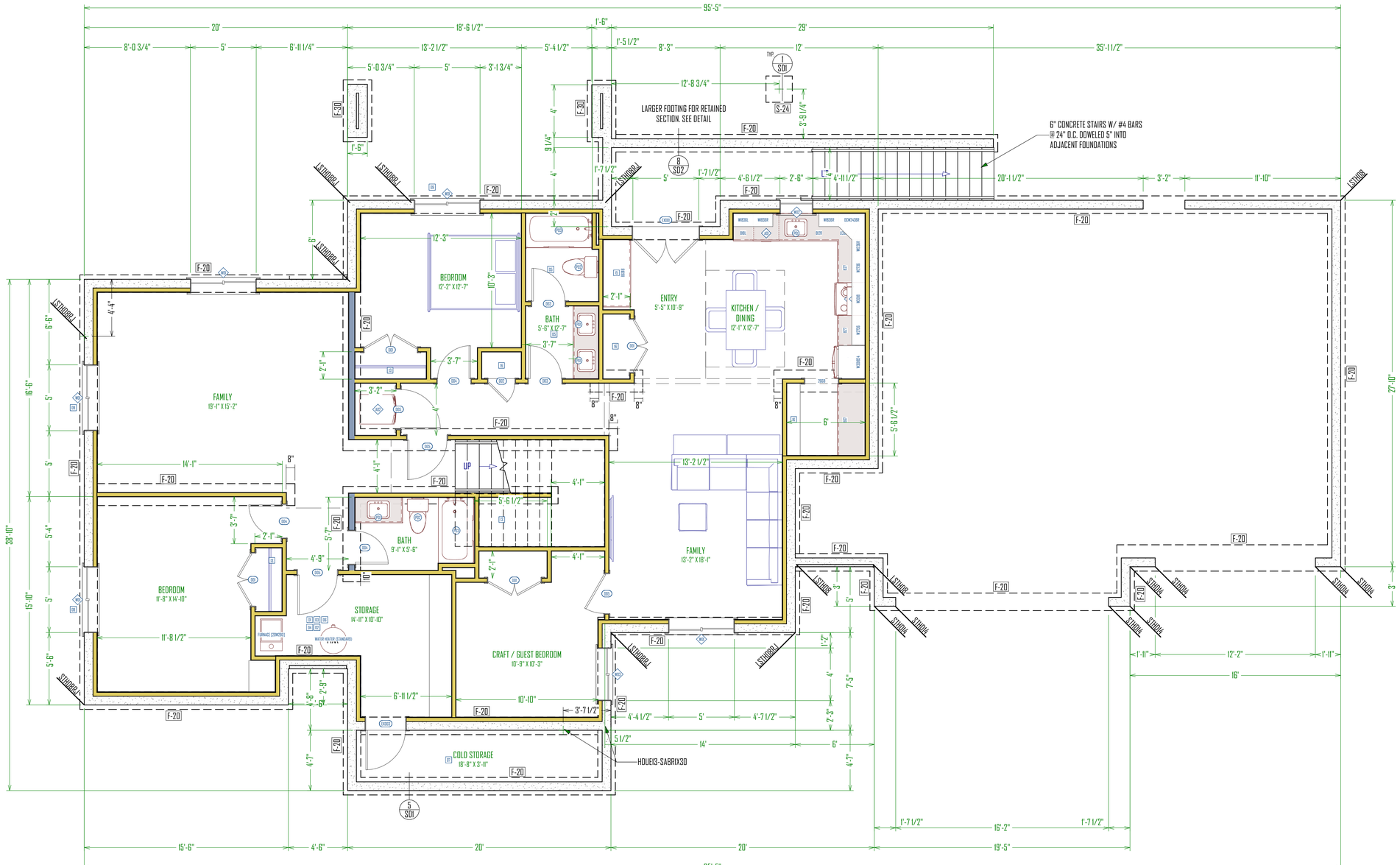


## FOUNDATION PLAN

SCALE: 1/4"=1'-0"

| BASEMENT FLOOR INFORMATION | |
|---|---|
| FOUNDATION TYPE | BASEMENT |
| BASEMENT STATUS | FINISHED |
| FOUNDATION WALL HEIGHT | 9'-0" |

# NOTES:

CONCRETE NOTES

1. FOOTINGS ARE TO BE CENTERED UNDER WALLS AND COLUMNS UNLESS NOTED OTHERWISE.
2.FOOTINGS AND FOUNDATIONS ARE TO BE PLACED ON NATIVE UNDISTURBED SOILS OR COMPACTED TO FILL.
3.EXTERNAL FOOTINGS ARE TO BE PLACED 30" MIN. BELOW FINAL FINISHED GRADE FOR FROST PROTECTION.
4. REMOVE UNSATISFACTORY MATERIALS FROM EXCAVATION. UNSATISFACTORY MATERIALS MAY INCLUDE BUT ARE NOT LIMITED TO: VEGETATION, SOFT SPOTS, FOREIGN MATERIALS, EXISTING STRUCTURES, SLABS, ASPHALT, CONCRETE, ETC.
5. PROVIDE FOUNDATION BLOCKOUTS AS NEEDED FOR UTILITY ACCESS AND GARAGE DOORS.
6. PROVIDE BITUMINOUS DAM PROOFING AT PERIMETER FROM BTM. OF FOOTING TO FINISHED GRADE
7. STEPS IN FOUNDATION WALLS ARE ASSUMED. CONTRACTOR TO FIELD VERIFY LOCATION OF FOUNDATION STEPS AND ADJUST TO ALLOW FOOTING TO BEAR ON UNDISTURBED SOIL.

| KEYNOTES | |
|---|---|
| # | DESCRIPTION |
| 01 | 200 AMP SERVICE |
| 02 | ALL DUCTS WITHIN THE MECHANICAL ROOM TO BE INSULATED. COMBUSTION AIR DUCT FROM THE MECHANICAL ROOM TO EXTERIOR SHALL BE FULLY INSULATED PER N1102.4.4 OF 2015 IRC. |
| 03 | COMBUSTION AIR REQUIRED FROM OUTSIDE OF ENVELOPE TO MECHANICAL EQUIPMENT AT A MIN. RATE OF 1 SQ INCH PER 3000 BTU/HR INPUT. |
| 04 | EXPANSION TANK LOCATED DIRECTLY ABOVE WATER HEATEE CONNECTED WITH SEISMIC STRAP |
| 05 | INSTALL PLUMBING FIXTURES AS SHOWN |
| 06 | MECHANICAL ROOM TO BE INSULATED WITH MIN. R15 AND A SEALED EXTERIOR TYPE DOOR. |
| 07 | PORCH CAP ABOVE |
| 08 | EXHAUST HOOD SYSTEMS CAPABLE OF EXHAUSTING IN EXCESS OF 399 CFM SHALL BE MECHANICALLY OR NATURALLY PROVIDED WITH MAKEUP-AIR AT A RATE APPROXIMATELY EQUAL TO THE EXHAUST AIR RATE. PER IRC 2015 |
| 09 | STANDARD WINDOW WELL: MIN. NET CLEAR OPENING OF 9 SQ. FT. WITH A MINIMUM DIMENSION OF 36 INCHES. A PERMANENT LADDER IS TO BE INSTALLED IN WINDOW WELLS DEEPER THAN 44 INCHES. |
| 10 | FIREPLACE |
| 11 | GUARDRAIL BALUSTER SPACING SHALL BE SO A 4" SPHERE CANNOT PASS THROUGH |
| 12 | RAILING |
| 13 | SHELF & ROD ABOVE |
| 14 | ZERO THRESHOLD SHOWER |
| 15 | SHOES-BENCH, HOOKS |
| 16 | STANDARD SPACE SAVING SHELVING (NO FACE FRAMING) |
| 17 | 12' CEILING IN 3RD CAR GARAGE |
| 18 | ATTIC ACCESS W/ FOLD-DOWN LADDER |

Sublime Design

COPYRIGHT WARNING:
ALL SUBLIME DESIGN DRAWINGS ARE COPYRIGHTED AND PROTECTED UNDER TITLE 17 OF THE UNITED STATES CODE. NO PART OF THESE DRAWINGS MAY BE REPRODUCED OR TRANSMITTED IN ANY FORM OR BY ANY MEANS ELECTRONIC OR MECHANICAL, INCLUDING DRAWING, PHOTOCOPYING, RECORDING OR ANY INFORMATION STORAGE AND RETRIEVAL SYSTEM WITHOUT THE EXPRESS AUTHORIZATION OF SUBLIME DESIGN. THESE DRAWINGS CANNOT BE USED IN ANY MANNER TO CREATE NEW, MODIFIED, OR DERIVATIVE DRAWINGS WITHOUT THE WRITTEN AUTHORIZATION OF SUBLIME DESIGN. ANY VIOLATION WILL RESULT IN A MINIMUM $5,000 DOLLAR LEGAL AND CRIMINAL PENALTIES AS PRESCRIBED BY LAW.

THE FREYA

2645 N CENTER STREET,
LEHI, UTAH

UPDATED:
9/16/2026

SHEET TITLE:
FOUNDATION PLAN

SHEET NUMBER:
P-2



FRONT ELEVATION
SCALE: 1/4"=1'-0"

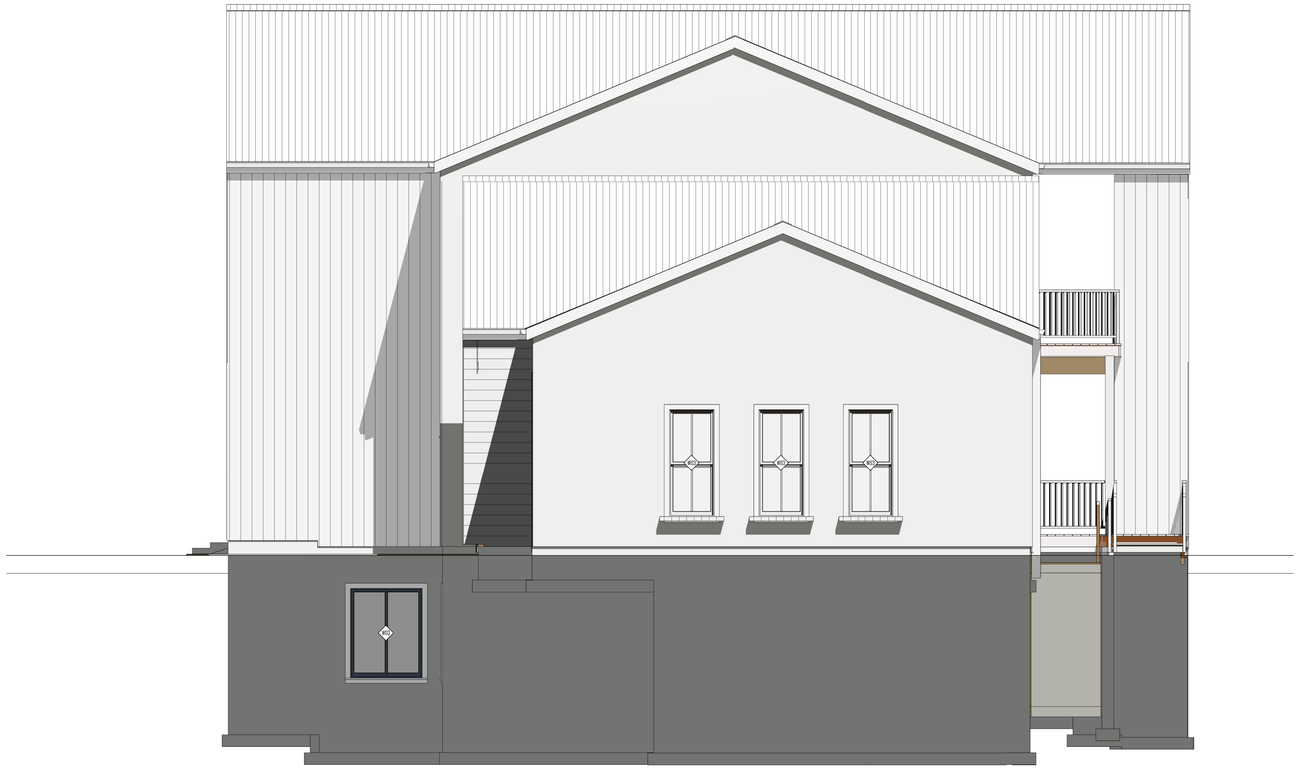

RIGHT ELEVATION
SCALE: 1/4"=1'-0"

NOTES:

COPYRIGHT WARNING:
ALL SUBLIME DESIGN DRAWINGS ARE COPYRIGHTED AND PROTECTED UNDER TITLE 17 OF THE UNITED STATES CODE. NO PART OF THESE DRAWINGS MAY BE REPRODUCED OR TRANSMITTED IN ANY FORM OR BY ANY MEANS ELECTRONIC OR MECHANICAL, INCLUDING DRAWING, PHOTOCOPYING, RECORDING, OR ANY INFORMATION STORAGE OR RETRIEVAL SYSTEM, WITHOUT THE WRITTEN AUTHORIZATION OF SUBLIME DESIGN. THESE DRAWINGS CANNOT BE USED IN ANY MANNER TO CREATE NEW, MODIFIED, OR DERIVATIVE DRAWINGS WITHOUT THE WRITTEN AUTHORIZATION OF SUBLIME DESIGN. ANY VIOLATION CONSTITUTES INFRINGEMENT, WHICH IS SUBJECT TO CIVIL AND CRIMINAL PENALTIES AS PRESCRIBED BY LAW.

THE FREYA
2645 N CENTER STREET,
LEHI, UTAH

UPDATED:
9/16/2026

SHEET TITLE:
ELEVATION F/R

SHEET NUMBER:
P-8



REAR ELEVATION
SCALE: 1/4"=1'-0"



LEFT ELEVATION
SCALE: 1/4"=1'-0"

NOTES:

COPYRIGHT WARNING:
ALL SUBLIME DESIGN DRAWINGS ARE COPYRIGHTED AND PROTECTED UNDER TITLE 17 OF THE UNITED STATES CODE. NO PART OF THESE DRAWINGS MAY BE REPRODUCED OR TRANSMITTED IN ANY FORM OR BY ANY MEANS ELECTRONIC OR MECHANICAL, INCLUDING DRAWING, PHOTOCOPYING, RECORDING, OR ANY INFORMATION STORAGE OR RETRIEVAL SYSTEM, WITHOUT THE WRITTEN AUTHORIZATION OF SUBLIME DESIGN. THESE DRAWINGS CANNOT BE USED IN ANY MANNER TO CREATE NEW, MODIFIED, OR DERIVATIVE DRAWINGS WITHOUT THE WRITTEN AUTHORIZATION OF SUBLIME DESIGN. ANY VIOLATION CONSTITUTES INFRINGEMENT, WHICH IS SUBJECT TO CIVIL AND CRIMINAL PENALTIES AS PRESCRIBED BY LAW.

THE FREYA
2645 N CENTER STREET,
LEHI, UTAH

UPDATED:
9/16/2026

SHEET TITLE:
ELEVATION R/L

SHEET NUMBER:
P-9